

Scaled data based on original data using
LM-79-08 Approved Method: Electrical and Photometric Measurements of Solid-
State Lighting Products

Test Report Prepared for
Cooper Lighting Solutions
(formerly Eaton)

Brand: McGRAW-EDISON

Report Number: P200158

Luminaire Tested: **GWC-AF-02-LED-E1-SLL-800**

Issue Date: 3/3/2020

Test Information

Test Method: LM-79-08
Report Number: P200158
TEST IS SCALED FROM IESNA LM-79-08 TEST DATA (P24296)
Test Lab: INNOVATION CENTER P2
Issue Date: 3/3/2020
Manufacturer: COOPER LIGHTING SOLUTIONS (FORMERLY EATON)
Product Line: MCGRAW-EDISON
Catalog Number: GWC-AF-02-LED-E1-SLL-800
Description: GALLEON WALL LUMINAIRE
(2) 70 CRI, 4000K, 800mA LIGHTSQUARES WITH 16 LEDS EACH AND SPILL LIGHT ELIMINATOR LEFT OPTICS
Light Source: -
Ballast/Driver: ELECTRONIC DRIVER

Summary

Lumens per Lamp: N/A
Luminaire Lumens: 9023.4 lumens
Efficiency: N/A
Efficacy: 104.9 lumens/watt
Luminous Opening: Rectangular (W 1' x L: 0.5' x H: 0')
IES Classification: Type IV - Short - Non-Cutoff
BUG Rating: B1 - U0 - G3

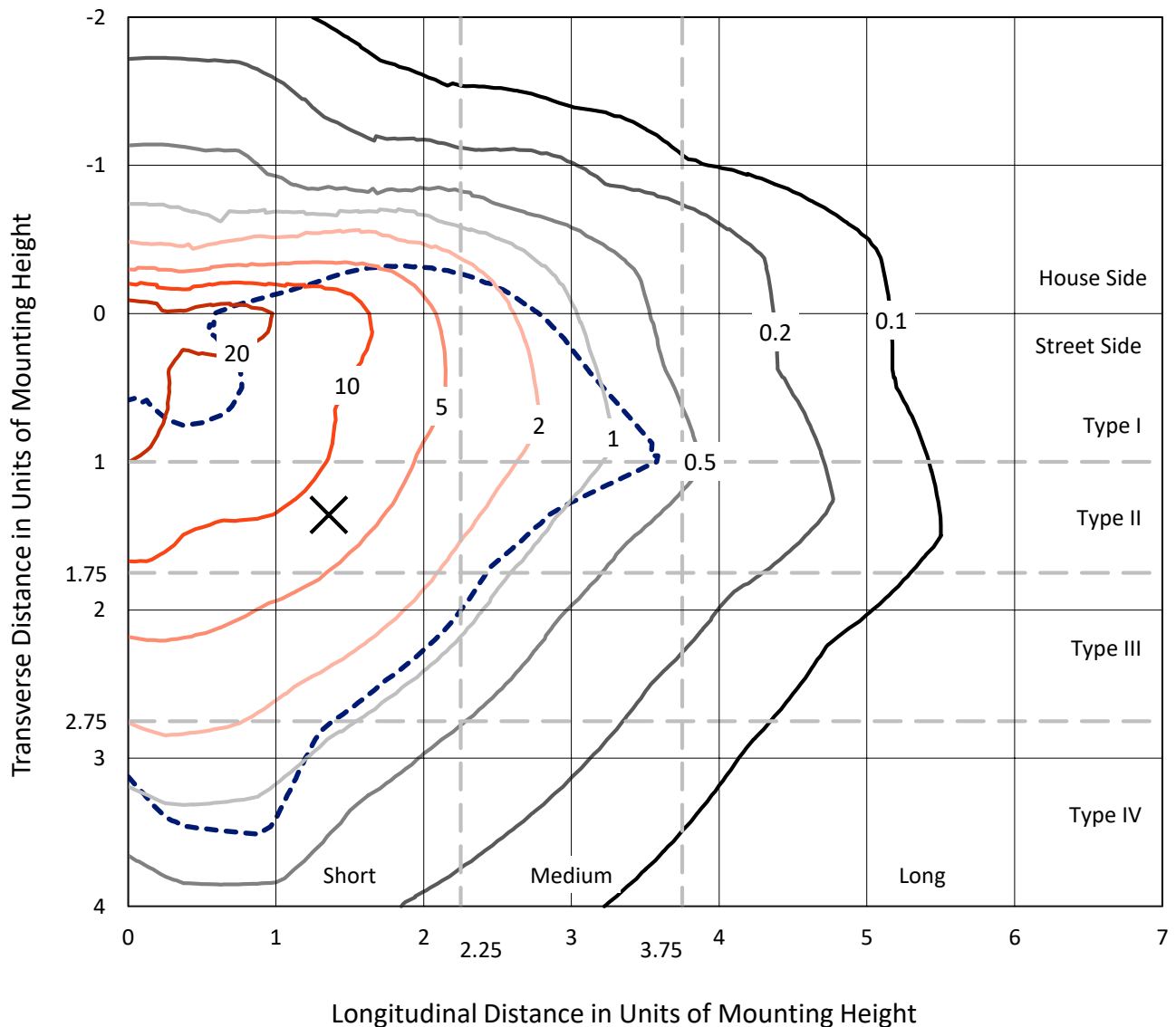
Input Watts (W): 86
Input Voltage (V): NR
Input Current (Ain): NR
Voltage Rise (V): NR
Power Factor: NR
Total Harmonic Distortion (THDi): NR
Frequency (hertz): 60
Stabilization Time: NR
Operation Time: NR
Ambient Temperature (°C): NR
Test Distance: 25 FT



REPORT NUMBER: P200158
 CATALOG NUMBER: GWC-AF-02-LED-E1-SLL-800

Iso-Footcandle Lines of Horizontal Illumination

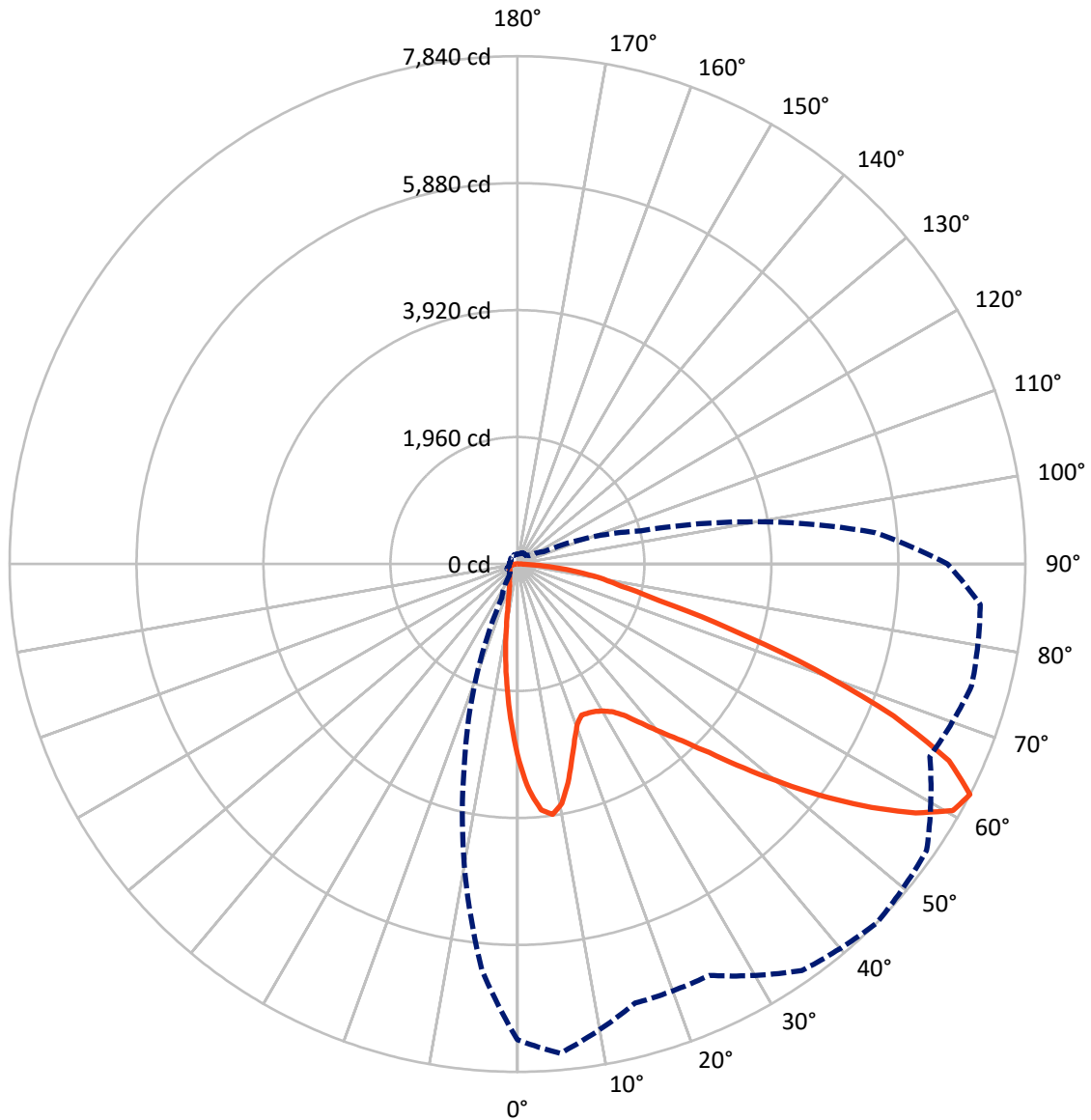
× Max cd
 - - - 1/2 Max cd



Based on 10 foot mounting height. Maximum calculated value = 35.9 fc
 Type IV - Short - Non-Cutoff

REPORT NUMBER: P200158
CATALOG NUMBER: GWC-AF-02-LED-E1-SLL-800

Luminous Intensity Polar Plot



— Vertical Plane Through 45-Deg Lateral - - - Horizontal Cone Through 62.5-Deg Vertical

REPORT NUMBER: P200158

CATALOG NUMBER: GWC-AF-02-LED-E1-SLL-800

FLUX DISTRIBUTION:

		Downward	Upward	Total
House Side	Lumens	1493.3	0.0	1493.3
	% Fixture	16.5	0.0	16.5
Street Side	Lumens	7530.2	0.0	7530.2
	% Fixture	83.5	0.0	83.5
Total	Lumens	9023.4	0.0	9023.4
	% Fixture	100.0	0.0	100.0

Coefficient of Utilization

ZONAL LUMENS:

Zone	Lumens	% Fixture
0°-10°	221.9	2.5
10°-20°	407.0	4.5
20°-30°	593.3	6.6
30°-40°	913.8	10.1
40°-50°	1344.9	14.9
50°-60°	1972.7	21.9
60°-70°	2205.2	24.4
70°-80°	1079.6	12.0
80°-90°	285.1	3.2
90°-100°	0.0	0.0
100°-110°	0.0	0.0
110°-120°	0.0	0.0
120°-130°	0.0	0.0
130°-140°	0.0	0.0
140°-150°	0.0	0.0
150°-160°	0.0	0.0
160°-170°	0.0	0.0
170°-180°	0.0	0.0
0°-90°	9023.4	100.0
0°-180°	9023.4	100.0



REPORT NUMBER: P200158

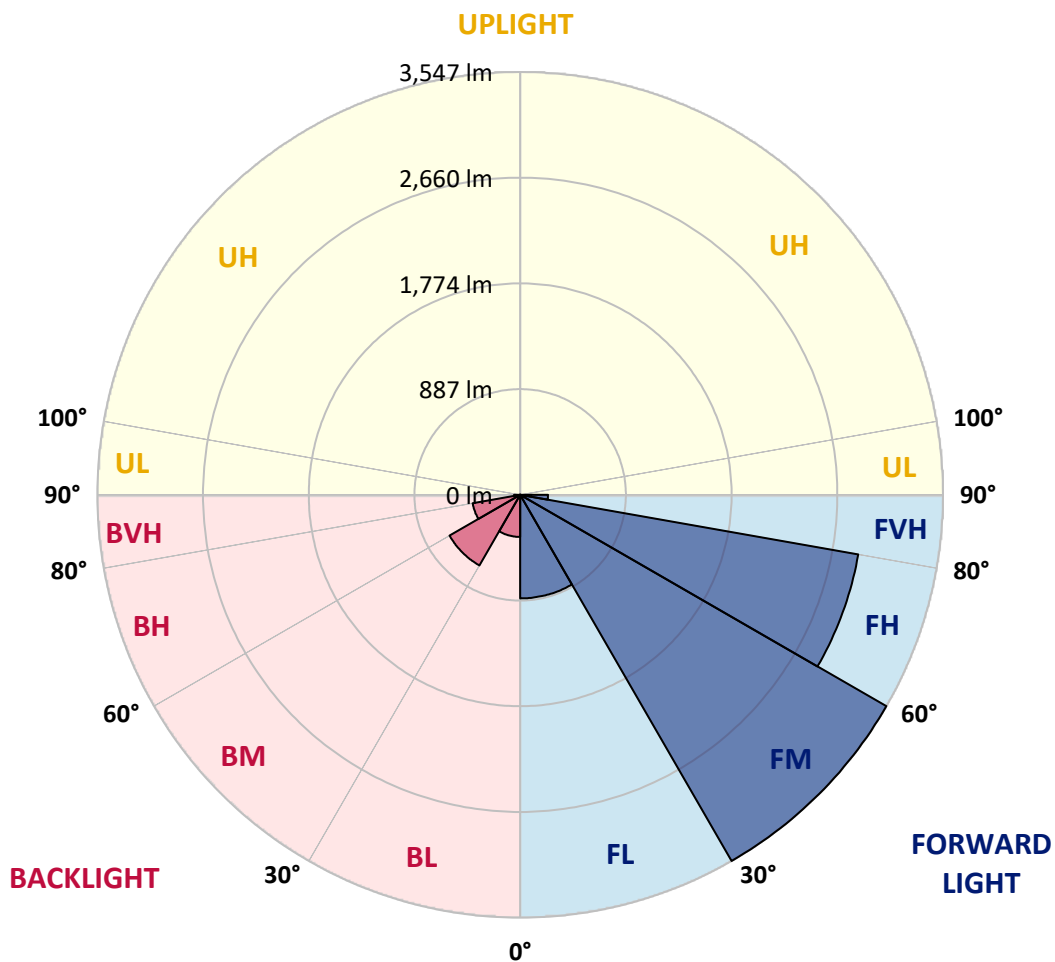
CATALOG NUMBER: GWC-AF-02-LED-E1-SLL-800

LUMINAIRE CLASSIFICATION SYSTEM LUMEN TABLE AND BUG RATING:

Zone		Lumens	% Fixture	Zone Rating/Lumen Limit		
				B	U	G
FL	(0°-30°)	868.9	9.6			
FM	(30°-60°)	3547.2	39.3			
FH	(60°-80°)	2880.0	31.9			G2/5000
FVH	(80°-90°)	234.1	2.6			G3/500
BL	(0°-30°)	353.3	3.9	B1/500		
BM	(30°-60°)	684.2	7.6	B1/1000		
BH	(60°-80°)	404.8	4.5	B1/500		G1/500
BVH	(80°-90°)	51.0	0.6			G1/100
UL	(90°-100°)	0.0	0.0		U0/0	
UH	(100°-180°)	0.0	0.0		U0/0	

BUG Rating: B1-U0-G3

Type IV Short





REPORT NUMBER: P200158

CATALOG NUMBER: GWC-AF-02-LED-E1-SLL-800

CANDELA DISTRIBUTION (FULL):

	0°	5°	15°	25°	35°	45°	55°	65°	75°	85°	90°
0°	3048.6	3048.6	3048.6	3048.6	3048.6	3048.6	3048.6	3048.6	3048.6	3048.6	3048.6
2.5°	3167.7	3218.2	3316.9	3390.9	3480.7	3501.5	3530.2	3502.0	3451.8	3385.5	3363.6
5°	2978.6	3086.8	3326.4	3537.2	3724.7	3812.0	3836.3	3764.4	3619.0	3428.1	3311.5
7.5°	2675.6	2829.4	3153.8	3464.3	3740.5	3903.8	3899.8	3732.6	3465.2	3154.3	2967.3
10°	2414.2	2589.8	2961.9	3309.0	3602.2	3760.4	3699.4	3485.6	3166.6	2808.5	2605.7
12.5°	2267.9	2439.9	2817.4	3166.1	3411.2	3465.8	3419.1	3209.8	2909.3	2547.1	2369.6
15°	2242.5	2431.6	2759.9	3043.7	3181.1	3133.4	3077.9	2984.2	2771.8	2462.8	2277.8
17.5°	2352.2	2560.5	2825.9	2958.4	2935.1	2852.2	2836.3	2846.8	2795.6	2556.6	2343.3
20°	2562.5	2812.5	2983.1	2918.2	2748.1	2633.9	2637.9	2797.2	2948.5	2794.2	2550.6
22.5°	2857.6	3142.8	3209.8	2939.4	2669.2	2533.7	2566.5	2824.4	3191.9	3141.4	2830.4
25°	3239.6	3499.5	3451.3	3016.9	2677.1	2546.1	2572.4	2918.7	3479.7	3488.6	3176.6
27.5°	3609.6	3850.7	3654.3	3119.5	2709.8	2575.4	2610.2	3067.0	3754.4	3865.5	3572.5
30°	3898.3	4065.9	3734.6	3213.3	2774.3	2632.5	2675.6	3207.9	3879.4	4120.0	3877.0
32.5°	4137.4	4257.9	3862.6	3329.4	2892.8	2722.2	2798.1	3379.0	4059.5	4362.1	4175.1
35°	4443.0	4477.1	4021.8	3458.8	3075.9	2878.5	2972.7	3546.7	4231.1	4606.7	4468.8
37.5°	4801.1	4756.9	4172.1	3635.9	3312.5	3123.0	3200.9	3730.6	4372.5	4883.9	4768.8
40°	5155.3	5049.1	4360.6	3910.7	3657.8	3411.2	3503.5	3927.1	4504.5	5161.7	5062.0
42.5°	5456.3	5299.1	4546.6	4212.8	3979.2	3729.2	3839.2	4124.9	4630.5	5398.8	5316.5
45°	5679.0	5483.6	4723.7	4502.9	4422.1	4151.7	4203.8	4351.6	4766.8	5596.8	5525.8
47.5°	5878.0	5669.1	4924.1	4795.6	4809.5	4701.4	4617.6	4615.6	4927.6	5758.4	5723.7
50°	6144.4	5926.6	5139.4	5097.3	5390.8	5318.9	5133.9	4923.6	5130.9	5941.9	5938.0
52.5°	6511.4	6334.3	5402.3	5422.2	5933.5	5980.7	5751.4	5293.7	5449.4	6278.8	6254.9
55°	6945.4	6842.2	5760.4	5795.6	6599.2	6632.9	6405.2	5756.5	5917.7	6766.4	6700.4
57.5°	7284.2	7262.4	6153.3	6244.0	7096.2	7248.0	7038.7	6292.2	6445.4	7177.1	7011.4
60°	7419.2	7524.8	6571.4	6696.4	7556.0	7724.2	7540.7	6762.9	6913.2	7347.2	6990.0
62.5°	7346.2	7582.3	7016.8	7006.4	7658.7	7839.8	7710.8	7024.8	7259.9	7171.6	6636.4
65°	7009.5	7375.5	7275.3	6926.6	7307.6	7322.4	7280.8	6907.7	7341.7	6616.5	5952.9
67.5°	6275.8	6802.5	6935.0	6242.0	6360.1	6263.4	6193.5	6266.9	6915.1	5784.7	5002.9
70°	5111.6	5904.3	5967.8	4992.5	4939.0	4874.0	4734.6	5137.9	6073.4	4741.1	3969.8
72.5°	3758.4	4591.7	4786.7	3661.7	3413.7	3427.1	3316.9	3872.0	4938.0	3521.8	2963.8
75°	2571.4	3324.9	3745.0	2555.0	2257.4	2262.9	2249.0	2743.6	3933.0	2449.9	2217.8
77.5°	1878.4	2375.5	2824.4	1717.7	1667.6	1636.9	1629.5	1919.7	3015.4	1778.8	1722.2
80°	1507.4	1755.0	1897.4	1190.5	1280.2	1277.8	1236.6	1319.9	1969.3	1301.1	1288.2
82.5°	1045.7	1348.7	1537.2	933.0	864.1	849.7	859.6	983.2	1391.8	889.4	845.8
85°	551.6	895.8	1522.4	826.9	512.9	409.2	508.9	805.1	1205.9	471.3	412.7
87.5°	70.5	258.9	1007.9	329.9	202.3	109.1	241.5	453.4	774.3	96.3	83.8
90°	0.0	0.0	0.0	0.0	0.0	0.0	0.0	0.0	0.0	0.0	0.0



REPORT NUMBER: P200158

CATALOG NUMBER: GWC-AF-02-LED-E1-SLL-800

CANDELA DISTRIBUTION (continued):

	95°	105°	115°	125°	135°	145°	155°	165°	175°	180°	185°
0°	3048.6	3048.6	3048.6	3048.6	3048.6	3048.6	3048.6	3048.6	3048.6	3048.6	3048.6
2.5°	3307.5	3241.5	3155.3	3075.4	2992.5	2910.2	2802.6	2735.2	2688.5	2679.5	2659.7
5°	3227.2	3007.9	2842.3	2699.0	2568.9	2385.4	2283.7	2199.4	2154.2	2149.8	2138.9
7.5°	2856.7	2554.1	2330.4	2127.4	1943.4	1795.2	1631.4	1555.1	1523.8	1531.3	1538.7
10°	2471.2	2133.0	1876.0	1668.6	1506.4	1381.5	1250.0	1161.3	1099.7	1087.3	1084.8
12.5°	2189.5	1818.5	1568.9	1422.6	1297.1	1179.6	1040.1	935.5	855.7	828.4	810.0
15°	2070.5	1664.6	1403.3	1245.5	1107.1	957.8	828.4	718.7	645.4	621.5	608.1
17.5°	2095.7	1622.0	1289.2	1087.3	910.2	754.4	591.3	497.6	453.4	441.9	441.9
20°	2228.7	1614.1	1194.9	941.4	720.8	540.2	406.2	352.7	338.3	336.8	340.7
22.5°	2415.2	1641.8	1124.5	815.0	560.1	394.3	316.5	296.7	290.2	291.6	296.1
25°	2692.9	1735.6	1073.4	702.4	439.5	322.9	282.2	270.4	267.4	271.3	276.8
27.5°	3022.3	1829.3	1041.7	617.6	371.0	295.1	268.3	255.9	257.9	262.9	267.8
30°	3311.5	1906.3	991.5	557.0	349.7	296.7	268.3	251.4	249.5	250.5	252.0
32.5°	3570.9	1958.3	933.0	499.5	301.6	263.4	250.5	248.1	237.1	233.1	233.6
35°	3794.6	1958.3	897.8	465.7	270.4	233.6	212.8	200.4	195.0	195.5	200.9
37.5°	4010.4	1919.2	880.5	446.9	253.5	222.2	203.9	192.9	185.6	184.0	185.1
40°	4200.8	1862.1	860.6	438.9	240.6	215.2	197.9	188.9	181.1	178.6	179.0
42.5°	4353.7	1815.9	838.8	428.6	232.6	210.3	194.0	186.0	177.1	174.6	174.1
45°	4518.9	1800.6	810.0	407.7	236.6	210.8	192.9	184.5	175.6	172.6	171.7
47.5°	4736.6	1848.7	780.3	382.9	245.0	213.3	194.5	184.5	175.1	172.6	171.7
50°	5010.9	1961.8	742.6	346.7	236.6	220.2	194.0	183.0	175.1	172.6	170.6
52.5°	5363.1	2114.5	692.9	305.0	231.6	237.1	192.9	180.0	172.6	169.2	165.7
55°	5791.1	2239.5	633.9	270.9	220.2	232.6	191.5	176.6	168.7	163.7	160.7
57.5°	6104.7	2284.8	558.0	248.5	204.4	225.2	189.5	172.2	163.7	159.7	155.8
60°	6042.7	2197.4	494.1	234.7	195.0	203.4	188.0	168.2	159.3	156.2	152.7
62.5°	5546.1	1969.3	452.9	228.2	188.9	185.6	189.5	164.2	155.3	152.3	151.3
65°	4801.6	1632.4	436.5	226.7	184.0	175.1	176.0	159.7	150.8	148.3	147.3
67.5°	3960.8	1317.5	422.2	231.6	177.6	167.7	162.6	153.7	146.3	143.8	141.9
70°	3123.5	1095.7	415.6	228.6	169.6	160.2	154.8	147.3	140.9	138.4	136.9
72.5°	2515.3	925.6	412.2	225.7	159.3	150.3	145.4	138.9	132.0	130.9	129.5
75°	2128.5	727.7	377.5	216.3	147.3	138.4	134.9	129.0	122.0	122.0	121.0
77.5°	1641.8	526.3	313.9	191.5	134.9	125.0	122.0	117.5	109.7	111.1	110.6
80°	1212.8	343.3	245.5	158.8	119.6	110.1	108.6	104.1	95.7	97.7	97.7
82.5°	830.8	225.2	176.6	129.9	102.2	93.3	93.3	88.8	79.4	80.4	83.4
85°	417.2	154.8	132.0	100.7	79.4	74.9	74.9	71.4	62.0	62.5	66.5
87.5°	126.9	93.3	87.3	71.9	57.1	56.1	53.6	51.0	45.1	44.6	47.2
90°	0.0	0.0	0.0	0.0	0.0	0.0	0.0	0.0	0.0	0.0	0.0



REPORT NUMBER: P200158

CATALOG NUMBER: GWC-AF-02-LED-E1-SLL-800

CANDELA DISTRIBUTION (continued):

	195°	205°	215°	225°	235°	245°	255°	265°	270°	275°	285°
0°	3048.6	3048.6	3048.6	3048.6	3048.6	3048.6	3048.6	3048.6	3048.6	3048.6	3048.6
2.5°	2629.5	2601.2	2567.0	2491.6	2466.2	2464.8	2487.6	2463.8	2509.4	2490.1	2511.4
5°	2120.6	2092.8	2054.6	1958.3	1899.8	1860.1	1841.3	1785.7	1825.9	1796.6	1821.0
7.5°	1559.5	1565.9	1540.7	1484.1	1356.6	1292.7	1255.0	1221.2	1250.5	1247.5	1294.1
10°	1096.2	1113.6	1095.7	1038.7	935.5	900.3	907.3	920.7	958.8	978.7	1050.6
12.5°	789.2	788.2	776.8	725.7	657.8	661.7	690.0	713.3	748.5	769.4	842.7
15°	589.3	580.3	575.4	533.8	495.0	503.5	517.4	519.9	542.2	554.5	614.1
17.5°	445.4	449.9	455.3	425.5	396.3	390.9	379.9	366.5	373.0	375.5	405.3
20°	353.6	371.5	384.9	364.1	334.3	318.4	304.5	295.6	295.6	295.1	303.6
22.5°	309.0	321.9	336.3	321.9	295.1	281.2	273.3	266.4	265.4	265.4	273.3
25°	284.7	294.1	308.0	298.1	278.2	267.8	260.4	251.4	248.1	247.0	252.5
27.5°	272.8	276.8	283.8	274.8	257.9	253.0	251.0	243.1	238.6	236.1	241.5
30°	252.5	251.4	252.0	243.1	229.7	229.1	232.6	234.2	232.6	232.1	240.6
32.5°	233.6	231.6	231.2	223.2	210.8	207.9	210.8	213.8	217.3	222.2	232.1
35°	209.8	214.8	217.8	210.8	195.9	187.0	183.5	178.1	175.1	175.1	186.5
37.5°	191.0	202.3	206.8	200.4	184.0	171.7	165.7	164.7	165.2	167.2	178.1
40°	184.5	192.9	196.9	190.5	174.1	162.6	159.3	158.3	159.3	162.2	173.1
42.5°	180.6	186.5	186.0	178.1	164.7	156.7	154.8	153.7	154.8	157.7	169.6
45°	177.1	181.1	177.1	167.7	155.3	151.3	151.8	151.3	152.3	155.3	166.6
47.5°	174.1	175.6	170.6	161.2	148.3	147.3	149.4	150.8	151.8	154.3	166.1
50°	169.6	169.6	165.2	155.3	142.4	142.9	145.4	148.8	149.4	152.3	161.7
52.5°	164.2	163.7	160.7	151.3	137.4	138.9	138.9	142.9	143.8	147.3	157.2
55°	159.7	158.8	157.2	148.3	133.0	135.4	133.9	135.4	137.9	141.4	152.3
57.5°	155.8	153.7	153.7	145.9	129.5	130.4	126.9	129.0	132.0	134.9	146.3
60°	151.8	149.8	150.8	142.4	124.0	123.1	121.5	125.5	126.5	129.9	141.4
62.5°	147.3	145.9	146.3	138.4	120.0	117.5	117.5	121.0	121.5	126.5	137.4
65°	143.8	141.9	141.4	134.4	115.6	112.6	114.1	115.6	116.6	121.5	132.0
67.5°	140.3	136.4	136.4	130.9	110.6	107.6	110.6	110.1	111.6	116.1	124.5
70°	136.0	130.4	130.9	128.5	105.7	102.2	104.6	104.1	105.2	108.1	116.6
72.5°	129.0	124.5	125.5	124.5	100.7	95.7	96.8	96.8	96.8	99.2	108.1
75°	120.0	116.6	119.6	122.0	94.7	87.8	88.8	88.8	87.3	88.8	99.7
77.5°	109.1	107.1	117.0	113.5	87.8	79.4	79.4	78.4	75.4	77.3	89.3
80°	97.2	95.7	108.1	95.2	79.9	68.9	67.9	65.5	62.5	64.0	75.9
82.5°	84.8	83.4	90.7	72.9	68.9	57.1	54.5	50.1	47.2	48.6	59.5
85°	69.5	69.5	70.0	55.0	52.6	43.7	40.7	34.7	31.2	32.2	42.7
87.5°	49.6	51.0	47.2	37.7	31.2	24.3	22.3	18.8	15.9	18.3	22.3
90°	0.0	0.0	0.0	0.0	0.0	0.0	0.0	0.0	0.0	0.0	0.0



REPORT NUMBER: P200158

CATALOG NUMBER: GWC-AF-02-LED-E1-SLL-800

CANDELA DISTRIBUTION (continued):

	295°	305°	315°	325°	335°	345°	355°	360°
0°	3048.6	3048.6	3048.6	3048.6	3048.6	3048.6	3048.6	3048.6
2.5°	2620.5	2675.1	2737.1	2816.5	2884.4	2996.0	3103.1	3167.7
5°	1959.4	2050.1	2163.2	2308.5	2443.9	2647.3	2849.2	2978.6
7.5°	1402.3	1499.5	1621.5	1803.1	1994.5	2254.0	2520.9	2675.6
10°	1160.2	1260.0	1362.6	1485.1	1641.8	1924.1	2239.5	2414.2
12.5°	959.8	1066.4	1177.1	1306.0	1451.4	1703.4	2067.0	2267.9
15°	734.6	853.7	984.1	1147.3	1329.3	1620.6	2024.3	2242.5
17.5°	503.5	636.4	796.7	998.0	1220.7	1593.8	2100.7	2352.2
20°	346.7	443.4	614.6	850.7	1118.6	1590.3	2247.5	2562.5
22.5°	290.2	333.4	458.3	715.2	1041.7	1632.9	2475.2	2857.6
25°	268.3	294.1	366.1	597.7	985.6	1731.1	2788.7	3239.6
27.5°	255.4	278.8	332.4	520.8	941.4	1845.2	3093.7	3609.6
30°	260.4	284.2	322.9	481.6	881.5	1940.4	3364.6	3898.3
32.5°	234.7	245.0	276.8	446.9	838.3	2020.3	3601.7	4137.4
35°	199.9	218.3	247.0	430.6	839.3	2073.9	3860.1	4443.0
37.5°	190.5	208.8	229.7	424.6	850.7	2130.9	4156.8	4801.1
40°	184.5	201.4	219.2	421.1	861.6	2183.1	4447.4	5155.3
42.5°	180.6	195.9	218.3	409.2	867.1	2229.6	4686.5	5456.3
45°	180.0	195.9	222.2	397.3	875.5	2279.7	4886.9	5679.0
47.5°	180.6	202.3	214.8	382.9	875.5	2363.6	5122.0	5878.0
50°	178.6	213.3	206.8	362.6	855.2	2522.3	5444.5	6144.4
52.5°	177.6	211.9	191.5	331.3	819.9	2774.3	5857.6	6511.4
55°	175.1	204.4	180.6	284.7	778.8	3049.1	6300.0	6945.4
57.5°	172.6	181.1	174.6	244.1	715.2	3242.5	6604.7	7284.2
60°	193.4	158.3	169.6	224.2	630.4	3295.6	6592.7	7419.2
62.5°	179.0	148.3	163.2	219.7	570.9	3146.8	6288.2	7346.2
65°	140.3	141.9	156.7	232.6	555.1	2752.5	5748.5	7009.5
67.5°	128.5	135.4	150.3	249.0	556.6	2203.8	4942.0	6275.8
70°	121.0	128.5	142.9	257.5	560.5	1642.9	3907.3	5111.6
72.5°	112.6	119.1	134.4	258.9	534.7	1193.5	3011.4	3758.4
75°	102.7	108.6	122.5	225.7	442.9	827.9	2303.6	2571.4
77.5°	91.2	95.7	107.6	174.1	328.9	529.8	1729.2	1878.4
80°	77.8	80.4	90.3	127.5	225.2	331.3	1368.1	1507.4
82.5°	62.5	63.5	70.0	95.7	146.3	212.8	916.2	1045.7
85°	44.2	44.2	48.1	69.5	99.7	134.9	497.6	551.6
87.5°	20.9	21.4	21.4	38.2	52.1	68.4	114.6	70.5
90°	0.0	0.0	0.0	0.0	0.0	0.0	0.0	0.0

(END OF REPORT)